



MAINTENANCE OF SECATEURS AND LOPPERS

SHARPENING



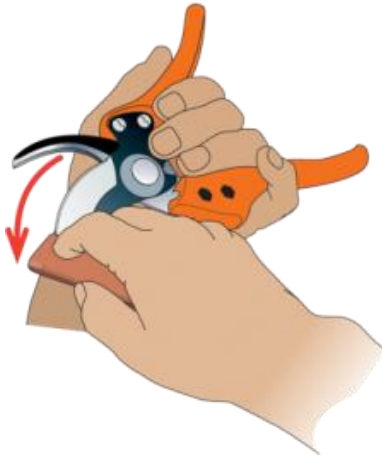
LS-PIERRE CORINDON



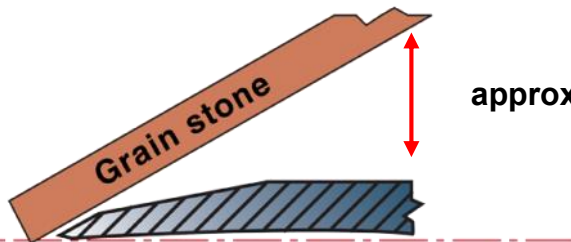
LS-COMBINESS



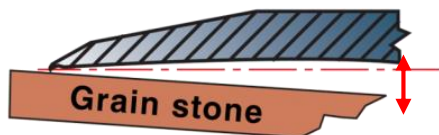
SHARP-X



- Use LS-COMBINESS, LS-NATURAL, LS-TRIANGLE, LS-PIERRE CORINDON, or Bahco carbide sharpener SHARP-X
- Wet natural stones with water and artificial stones with oil
- Hold the stone in a neutral and comfortable position.
- Bring the blade to the stone and control the angle ($\approx 22^\circ$) by tilting the secateur/ lopper
- Hold the lopper/secateur as shown and make 10 - 20 strokes along the blade from the centre bolt to the tip (with the SHARP-X, apply 5 strokes)
- Every 10 strokes (5 strokes for SHARP-X) make 1 stroke on the other side to remove burrs by keeping the stone flat on the blade
- Apply light pressure, especially with SHARP-X
- When sharpening, work with a gap of ≈ 8 mm (22° angle) between the stone and the blade
- Sharpen with 10 - 20 strokes
- With SHARP-X apply 5 light strokes
- Remove burs with one or two light strokes on the back side of the blade
- Work with a gap of ≈ 3 mm between the stone and the blade.



approx. 8 mm



approx. 3 mm



BAHCO